

BEHAVIORAL ECONOMICS

Civic honesty around the globe

Alain Cohn^{1*}†, Michel André Maréchal^{2*}†, David Tannenbaum³, Christian Lukas Zünd²†

Civic honesty is essential to social capital and economic development but is often in conflict with material self-interest. We examine the trade-off between honesty and self-interest using field experiments in 355 cities spanning 40 countries around the globe. In these experiments, we turned in more than 17,000 lost wallets containing varying amounts of money at public and private institutions and measured whether recipients contacted the owners to return the wallets. In virtually all countries, citizens were more likely to return wallets that contained more money. Neither nonexperts nor professional economists were able to predict this result. Additional data suggest that our main findings can be explained by a combination of altruistic concerns and an aversion to viewing oneself as a thief, both of which increase with the material benefits of dishonesty.

Honest behavior is a central feature of economic and social life (1, 2). Without honesty, promises are broken, contracts go unenforced, taxes remain unpaid, and governments become corrupt. Such breaches of honesty are costly to individuals, organizations, and entire societies. For example, losses due to tax evasion in the United States are estimated in the hundreds of billions of dollars each year (3), and the cost of corruption and other illicit financial flows in developing countries has been estimated at up to US\$1.3 trillion annually—an amount roughly equal in size to the gross domestic product of Australia (4, 5).

In this Report, we examine how acts of civic honesty, where people voluntarily refrain from opportunistic behavior, are affected by monetary incentives to act otherwise. Although there is robust experimental literature on the conditions that give rise to honest behavior (6–11), little is known about how material incentives affect civic honesty, particularly in field settings. Understanding the relationship between civic honesty and material incentives is not only practically relevant but also theoretically important.

Theories of honesty make different predictions about the role of material incentives. Classic economic models based on rational self-interest suggest that, all else being equal, honest behavior will become less common as the material incentives for dishonesty increase (12). Models of human behavior that incorporate altruistic or other-regarding preferences also predict that dishonesty will rise with increasing incentives, as self-interest virtually always dominates over concerns for the welfare of others—we care about others but not as much as we care about ourselves (13–15). As a result, self-interest will play an increasingly prominent role in behavior as the material incentives for dishonesty grow. Psychological models based on self-image main-

tenance predict that people will cheat for profit so long as their behavior does not require them to negatively update their self-concept (7, 16). However, it is unclear ex ante whether self-image concerns will become more or less important as the incentives for dishonesty increase and also what form that relationship will take. A further complication is that most of the experimental literature on honest behavior involves modest financial stakes, has been conducted in laboratory settings (where people understand their behavior is being observed), and tends to rely on

populations from Western, educated, industrialized, rich, and democratic societies (17).

We conducted a series of large-scale field experiments across the globe to examine how financial incentives influence rates of civic honesty. We turned in “lost” wallets and experimentally varied the amount of money left in them, which allowed us to determine how monetary stakes affect return rates across a broad sample of societies and institutions. Our experiments take inspiration from classic “lost letter” studies, which examine behavior in naturalistic settings, but provide tighter experimental control than past studies (18, 19).

We visited 355 cities in 40 countries and turned in a total of 17,303 wallets. We typically targeted five to eight of the largest cities in a country, with roughly 400 observations per country. Wallets were turned in to one of five types of societal institutions: (i) banks; (ii) theaters, museums, or other cultural establishments; (iii) post offices; (iv) hotels; and (v) police stations, courts of law, or other public offices. These institutions serve as useful benchmarks because they are common across countries and typically have a public reception area where we could perform the drop-offs.

Our wallets were transparent business card cases, which we used to ensure that recipients could visually inspect without having to physically open the wallet (fig. S1). Our key independent variable was whether the wallet contained

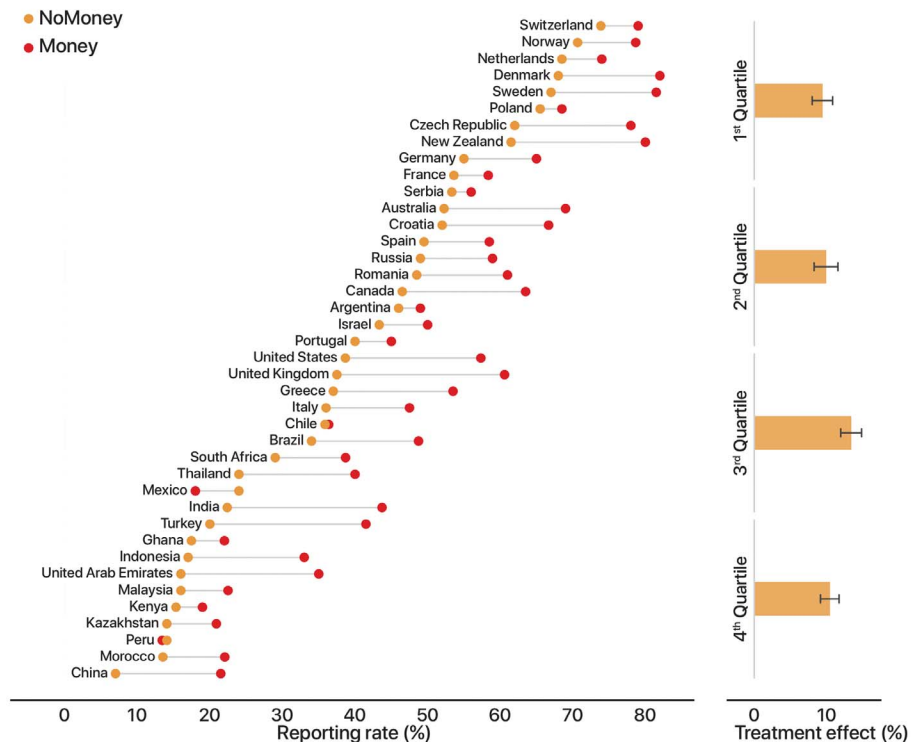


Fig. 1. Share of wallets reported in the NoMoney and Money conditions, by country. (Left) Share of wallets reported in NoMoney (US\$0) and Money (US\$13.45) conditions, by country. The amount of money in the wallet is adjusted according to each country's purchasing power. (Right) Average difference between Money and NoMoney conditions across quartiles based on absolute reporting rates in the NoMoney condition. Error bars represent standard errors of the mean.

¹School of Information, University of Michigan, Ann Arbor, MI, USA. ²Department of Economics, University of Zurich, Zurich, Switzerland. ³Department of Management, University of Utah, Salt Lake City, UT, USA.

*Corresponding author: Email: adcohn@umich.edu (A.C.); michel.marechal@econ.uzh.ch (M.A.M.)

†These authors contributed equally to this work.

money, which we randomly varied to hold either no money or US\$13.45 (“NoMoney” and “Money” conditions, respectively). We used local currencies and, to ensure comparability across countries, adjusted the amount according to each country’s purchasing power. Each wallet also contained three identical business cards, a grocery list, and a key. The business cards displayed the owner’s name and email address and we used fictitious but commonplace male names for each country. Both the grocery list and business cards were written in the country’s local language to signal that the owner was a resident.

After walking into the building, one of our research assistants (from a pool of 11 male and 2 female assistants) approached an employee at the counter and said, “Hi, I found this [pointing to the wallet] on the street around the corner.” The research assistant then placed the wallet on the counter and pushed it over to the employee, saying, “Somebody must have lost it. I’m in a hurry and have to go. Can you please take care of it?” The assistant then exited the building without leaving contact details or requesting written proof of having turned in the wallet. Our key outcome measure was whether recipients contacted the owner to return the wallet. We created a unique email address for each wallet and recorded emails that were sent within 100 days of the initial drop-off. Complete methods and results, including additional robustness checks such as testing for experimenter effects, can be found in the supplementary materials.

As shown in the left panel of Fig. 1, our cross-country experiments return a remarkably consistent result: citizens were overwhelmingly more likely to report lost wallets containing money than those without. We observed this pattern for 38 of our 40 countries, and in no country did we find a statistically significant decrease in reporting rates when the wallet contained money. On average, adding money to the wallet increased the likelihood of being reported from 40% in the NoMoney condition to 51% in the Money condition ($P < 0.0001$). This result holds when controlling for a number of recipient and situational characteristics (table S8). Furthermore, although rates of civic honesty vary substantially from country to country, the absolute increase in honesty across conditions was stable. As shown in the right panel of Fig. 1, the average treatment effect is roughly equal in size across quartiles based on absolute reporting rates.

Citizens displayed greater civic honesty when the wallets contained money, but perhaps this is because the amount was not large enough to be financially meaningful. To examine this possibility, we also ran a “BigMoney” condition in three countries (the United States, the United Kingdom, and Poland) that increased the money inside the wallet to US\$94.15, or seven times the amount in our original Money condition. As shown in Fig. 2, reporting rates in all three countries increase even further when the wallets contained a sizable amount of money. Pooled across the three countries, reporting rates increased from 46% in the NoMoney condition to 61% in the Money condition

and topped out at 72% in the BigMoney condition ($P < 0.0001$ for all pairwise comparisons) (table S9).

We next turn to the question of why people are especially likely to return a lost wallet when it contains more, rather than less, money. Our study design allows us to rule out several possible explanations. We first explored the possibility that recipients were worried about legal penalties for failing to return a wallet, especially when the wallet contained larger amounts of money. To address this issue, we examined whether relative reporting rates were affected by (i) the presence of other individuals when receiving the lost wallet, (ii) the presence of security cameras in the building, and (iii) state-level variation in lost property laws in the United States. Civic honesty should increase as a function of these variables if recipients are concerned about possible punishment or the probability of detection, yet we find that none of these factors explain meaningful variation in reporting rates across treatment conditions (tables S14 to S16). A second explanation is that because we only measured whether recipients reported a lost wallet, recipients in the money conditions may have been more likely to return the wallets while pocketing the cash. We conducted an audit on a subset of wallets reported to us and did not find support for this explanation: more than 98% of the money in the wallets we collected was returned. A third possible explanation is that recipients expected a bigger finder’s fee upon returning wallets with larger amounts of money. In national representative surveys conducted in the United States, the United Kingdom, and Poland, we asked respondents what size of reward they would expect upon returning a wallet with the amounts of money we used in our studies. We fail to find evidence that people expect a larger reward for returning a wallet with more money in it (table S17).

Having ruled out these three possible explanations, we next formulate and test a simple behavioral model that captures the pattern of results observed in the data (full model details can be found in the supplementary materials). In our framework, civic honesty is determined by the interplay between four components: (i) the economic payoff of keeping the wallet, (ii) the fixed effort cost of contacting the wallet’s owner, (iii) an altruistic concern for the owner’s welfare, and (iv) the costs associated with negatively updating one’s self-image as a thief (what we call theft aversion).

A key feature of our framework is that altruistic concerns are affected by the contents of the wallet thought to be valuable to the owner, whereas concerns of theft aversion are only affected by the contents of the wallet that are also valuable to the recipient (e.g., money). To distinguish between these two motivations, we conducted a “Money-NoKey” condition in our U.S., U.K., and Poland locations with wallets identical to our Money condition but which did not contain a key. Unlike money, the key is valuable to the owner but not to the recipient, and so any difference between the Money and Money-NoKey conditions can be ascribed to altruistic

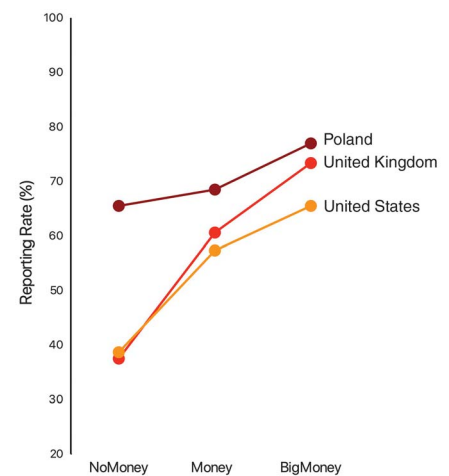


Fig. 2. Reporting rates as a function of monetary stakes. Share of wallets reported in the NoMoney (US\$0), Money (US\$13.45), and BigMoney (US\$94.15) conditions.

concerns. As shown in table S10, recipients were, on average, 9.2 percentage points more likely to report a wallet with a key than one without ($P = 0.0001$ when results are pooled across countries). This suggests that recipients reported a lost wallet partly because they were concerned about the harm they would impose on the owner by not reporting it.

The second part of our framework—which is crucial to explaining the increase in reporting rates for wallets with larger amounts of money—involves the aversion to viewing oneself as a thief. Using nationally representative surveys conducted in the United States, the United Kingdom, and Poland, we asked respondents to imagine receiving a wallet from one of our four conditions (NoMoney, Money, BigMoney, and Money-NoKey) and to rate the extent to which failing to return that wallet would feel like stealing on a scale from 0 (not at all) to 10 (very much). Respondents reported that failing to return a wallet would feel more like stealing when the wallet contained a modest amount of money than when it contained no money and that such behavior would feel even more like stealing when the wallet contained a substantial amount of money ($P \leq 0.007$ for all pairwise comparisons) (table S11). This tells us that the self-image cost of failing to return the wallet likely increases with the amount of money in the wallet, which is consistent with our behavioral data on wallet reporting rates. By contrast, we fail to observe a reliable difference in “feels like stealing” scores when comparing wallets that contained the same amount of money but differed in whether they also contained a key (Money versus Money-NoKey; $P = 0.259$). This tells us that concerns of theft aversion are likely tied to contents that are valuable to the recipient, such as the amount of money inside the wallet, but not to other contents that are only valuable to the owner. Although survey responses do not always generalize to real behavior and should be interpreted carefully,

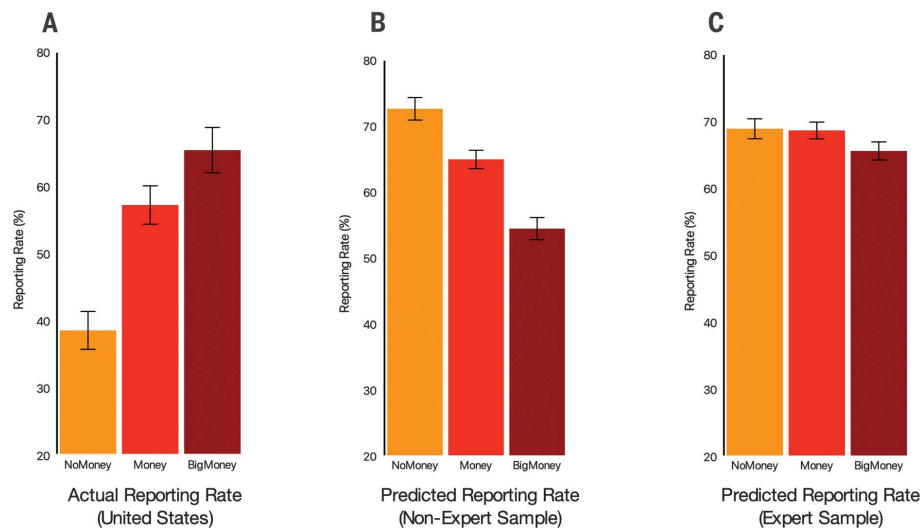


Fig. 3. Actual versus predicted reporting rates. (A) Actual reporting rates in the United States for each condition ($n = 800$ observations). Error bars represent robust standard errors. (B) Average predicted reporting rates for the United States by our nonexpert sample ($n = 299$ individuals). Error bars represent robust standard errors clustered by participants. (C) Average predicted reporting rates for the United States by our expert sample of academic economists ($n = 279$ individuals). Error bars represent robust standard errors clustered by participants.

these findings are consistent with the hypothesis that larger monetary payoffs for dishonesty are also associated with increased psychological costs and that the increase in psychological costs can outweigh the marginal economic benefits of dishonesty.

In a final set of studies, we investigated whether people anticipate this form of civic honesty. We asked a sample of 299 participants to predict reporting rates in the United States for wallets containing US\$0, US\$13.45, and US\$94.15 (corresponding to our NoMoney, Money, and BigMoney conditions). To encourage accuracy, we notified respondents that the most accurate among them would be awarded a cash bonus. As shown in Fig. 3B, we find that respondents' beliefs were at odds with the behavioral data (Fig. 3A). Respondents predicted that rates of civic honesty would be highest when the wallet contained no money (mean predicted reporting rate $M = 73\%$, $SD = 29$), lower when the wallet contained a modest amount of money ($M = 65\%$, $SD = 24$), and lower still when the wallet contained a substantial amount of money ($M = 55\%$, $SD = 29$). The average predicted change in reporting rates from condition to condition was significantly different from the actual change in reporting rates ($P < 0.001$ for all pairwise comparisons). As the amount of money increased, 64% of respondents incorrectly predicted that reporting rates would decrease and 18% correctly predicted that reporting rates would increase ($P < 0.001$ by a sign test). Additional questioning suggests that respondents' predictions reflected a mental model of human behavior that exaggerates the role of narrow self-interest (20, 21). When wallets contained more money, respondents expected self-interest to grow and altruistic concerns for the

owner to fade, and they gave little weight to the influence of theft aversion on reporting rates (see table S13).

The general public incorrectly predicts how citizens will respond as the monetary value of the wallet increases, but perhaps professional economists will be more accurate. We asked a sample of 279 top-performing academic economists to make the same set of predictions. Like our non-experts, this sample also did not expect reporting rates to increase for wallets with larger amounts of money. As shown in Fig. 3C, respondents on average predicted that rates of civic honesty would be higher in the NoMoney and Money conditions ($M = 69\%$, $SD = 25$ and $M = 69\%$, $SD = 21$, respectively) than in the BigMoney condition ($M = 66\%$, $SD = 23$). These predictions were again significantly different from the actual changes we observe across conditions ($P < 0.001$ for all pairwise comparisons). However, the degree of miscalibration among economists was less severe than in our nonexpert sample. As the amount of money increased, 49% of economists incorrectly predicted that reporting rates would decrease and 29% correctly predicted that reporting rates would increase ($P < 0.001$ by a sign test).

We conducted field experiments in 40 countries to examine whether people act more dishonestly when they have a greater economic incentive to do so, and we found the opposite to be true. Citizens were more likely to return wallets that contained relatively larger amounts of money. This finding is robust across countries and institutions and holds even when economic incentives for dishonesty are substantial. Our results are consistent with theoretical models that incorporate altruism and self-image concerns,

but they also suggest modification in that non-pecuniary motivations directly interact with the material benefits gained from dishonest behavior. When people stand to heavily profit from engaging in dishonest behavior, the desire to cheat increases but so do the psychological costs of viewing oneself as a thief—and sometimes the latter will dominate the former.

Our findings also represent a distinctive dataset for examining cross-country differences in civic honesty. Honesty is a key component of social capital (22), and here we provide an objective measure to supplement the large body of work that has traditionally examined social capital using subjective survey measures (2, 23–25). Using average reporting rates across countries, we find substantial variation in rates of civic honesty, ranging from 14 to 76%. This variation largely persists even when controlling for a country's gross domestic product, suggesting that other factors besides a country's wealth are also at play. In the supplementary materials, we provide an analysis suggesting that economically favorable geographic conditions, inclusive political institutions, national education, and cultural values that emphasize moral norms extending beyond one's in-group are also positively associated with rates of civic honesty. Future research is needed to identify how these and other factors may contribute to societal differences in honest behavior.

REFERENCES AND NOTES

1. K. J. Arrow, *Philos. Public Aff.* **1**, 343–362 (1972).
2. Y. Algan, P. Cahuc, *Annu. Rev. Econ.* **5**, 521–549 (2013).
3. IRS, *Tax Gap Estimates for Tax Years 2008–2010* (Internal Revenue Service, 2016).
4. D. Kar, S. Freitas, *Illicit Financial Flows from Developing Countries over the Decade Ending 2009* (Global Financial Integrity, 2011).
5. World Development Indicators 2017 (World Bank, 2017).
6. T. Ellingsen, M. Johannesson, *Econ. J.* **114**, 397–420 (2004).
7. N. Mazar, O. Amir, D. Ariely, *J. Mark. Res.* **45**, 633–644 (2008).
8. S. Shalvi, F. Gino, R. Barkan, S. Ayal, *Curr. Dir. Psychol. Sci.* **24**, 125–130 (2015).
9. S. Gächter, J. F. Schulz, *Nature* **531**, 496–499 (2016).
10. J. Abeler, D. Nosenzo, C. Raymond, "Preferences for truth-telling," IZA Discussion Paper No. 10188, Institute for the Study of Labor (IZA), 2016.
11. U. Gneezy, A. Kajackaite, J. Sobel, *Am. Econ. Rev.* **108**, 419–453 (2018).
12. G. S. Becker, *J. Polit. Econ.* **76**, 169–217 (1968).
13. E. Fehr, K. M. Schmidt, *Q. J. Econ.* **114**, 817–868 (1999).
14. G. Charness, M. Rabin, *Q. J. Econ.* **117**, 817–869 (2002).
15. R. Fisman, S. Kariv, D. Markovits, *Am. Econ. Rev.* **97**, 1858–1876 (2007).
16. S. Duval, R. A. Wicklund, *A Theory of Objective Self Awareness* (Academic Press, 1972).
17. J. Henrich, S. J. Heine, A. Norenzayan, *Nature* **466**, 29 (2010).
18. C. B. Merritt, R. G. Fowler, *J. Abnorm. Psychol.* **43**, 90–93 (1948).
19. S. Milgram, L. Mann, S. Harter, *Public Opin. Q.* **29**, 437–438 (1965).
20. J. Kruger, T. Gilovich, *J. Pers. Soc. Psychol.* **76**, 743–753 (1999).
21. D. T. Miller, R. K. Ratner, *J. Pers. Soc. Psychol.* **74**, 53–62 (1998).
22. L. Guiso, P. Sapienza, L. Zingales, "Civic capital as the missing link," in *Handbook of Social Economics*, J. Benhabib, A. Bisin, M. O. Jackson, Eds. (North-Holland, 2011), vol. 1, pp. 417–480.
23. E. L. Glaeser, D. I. Laibson, J. A. Scheinkman, C. L. Soutter, *Q. J. Econ.* **115**, 811–846 (2000).
24. P. Nannestad, *Annu. Rev. Polit. Sci.* **11**, 413–436 (2008).

25. A. Alesina, P. Giuliano, *J. Econ. Lit.* **53**, 898–944 (2015).

ACKNOWLEDGMENTS

For helpful discussions, we thank J. Abeler, M. Bauer, A. Bütikofer, S. DellaVigna, E. Fehr, R. Fisman, S. M. Garcia, J. Henrich, M. Johannesson, E. Kamenica, J. G. Lambsdorff, V.-L. Mui, N. Netzer, A. Oswald, D. Pope, G. Rao, A. Shleifer, P. Smeets, R. Thaler, F. Zilibotti, and audiences at various conferences and seminars. We thank J. Aeberhard, M. Baumann, K. Ben Hassine, D. Bigliel, T. Braschler, P. Bührig, F. Caderas, C. Gabaglio, C. Kaut, V. Korbel, F. Noldin, N. Ruvicic, N. Sampl, B. Scherrer, M. Schwarz for

outstanding research assistance and A. Saurer for excellent technical assistance. **Funding:** Financial support was provided by the Gottlieb Duttweiler Institute. **Author contributions:** A.C. and M.A.M. developed the research idea and designed the study. A.C., M.A.M., and C.L.Z. conducted the lost wallets experiments and nationally representative surveys. A.C., M.A.M., C.L.Z., and D.T. conducted the prediction studies. All authors analyzed the data and wrote the manuscript. **Competing interests:** None of the authors have any competing interests. **Data and materials availability:** Replication data files are available online at <https://dataverse.harvard.edu/dataverse/honesty>.

SUPPLEMENTARY MATERIALS

science.sciencemag.org/content/365/6448/70/suppl/DC1
Materials and Methods
Supplementary Text
Figs. S1 to S15
Tables S1 to S20
References (26–111)

23 July 2018; accepted 30 May 2019
Published online 20 June 2019
10.1126/science.aau8712

Civic honesty around the globe

Alain Cohn, Michel André Maréchal, David Tannenbaum and Christian Lukas Zünd

Science **365** (6448), 70-73.

DOI: 10.1126/science.aau8712 originally published online June 20, 2019

Honesty and selfishness across cultures

Rationalist approaches to economics assume that people value their own interests over the interests of strangers. Cohn *et al.* wanted to examine the trade-off between material self-interest and more altruistic behaviors (see the Perspective by Shalvi). They distributed more than 17,000 wallets containing various sums of money in 355 cities across 40 countries. In contrast to what rationalist theories of economics predict, citizens were more likely to return wallets that contained more money. The findings also reveal a high level of civic honesty across nations.

Science, this issue p. 70; see also p. 29

ARTICLE TOOLS

<http://science.sciencemag.org/content/365/6448/70>

SUPPLEMENTARY MATERIALS

<http://science.sciencemag.org/content/suppl/2019/06/19/science.aau8712.DC1>

RELATED CONTENT

<http://science.sciencemag.org/content/sci/365/6448/29.full>

REFERENCES

This article cites 86 articles, 2 of which you can access for free
<http://science.sciencemag.org/content/365/6448/70#BIBL>

PERMISSIONS

<http://www.sciencemag.org/help/reprints-and-permissions>

Use of this article is subject to the [Terms of Service](#)

Science (print ISSN 0036-8075; online ISSN 1095-9203) is published by the American Association for the Advancement of Science, 1200 New York Avenue NW, Washington, DC 20005. The title *Science* is a registered trademark of AAAS.

Copyright © 2019 The Authors, some rights reserved; exclusive licensee American Association for the Advancement of Science. No claim to original U.S. Government Works